

Hillsborough Police Department



Quarterly Transparency Report

April – June 2024

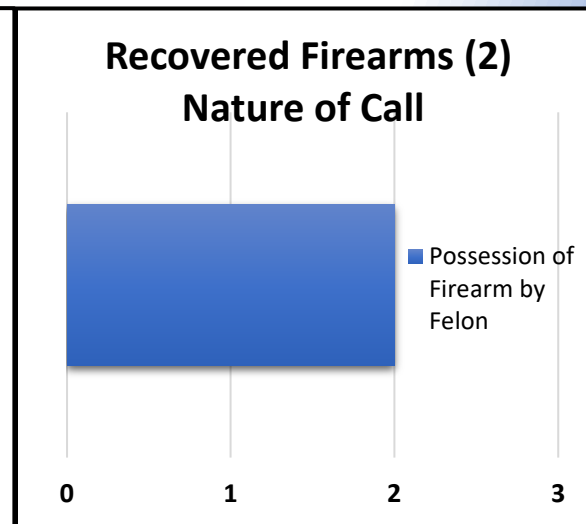
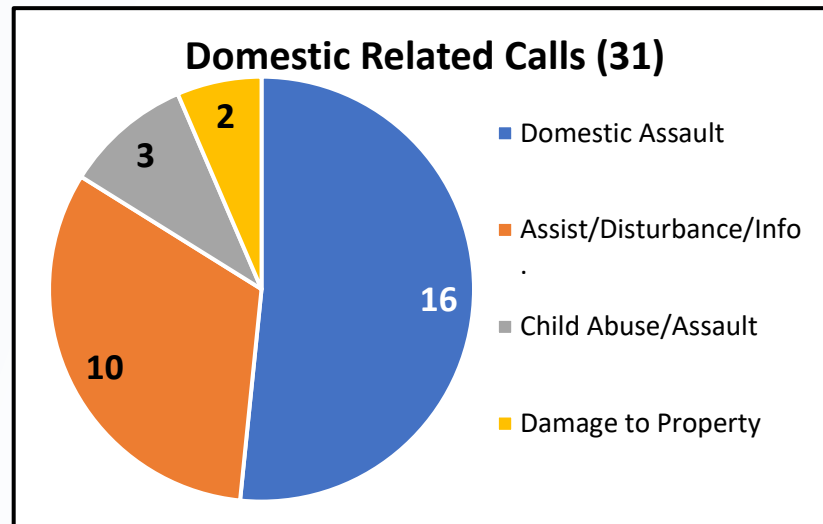
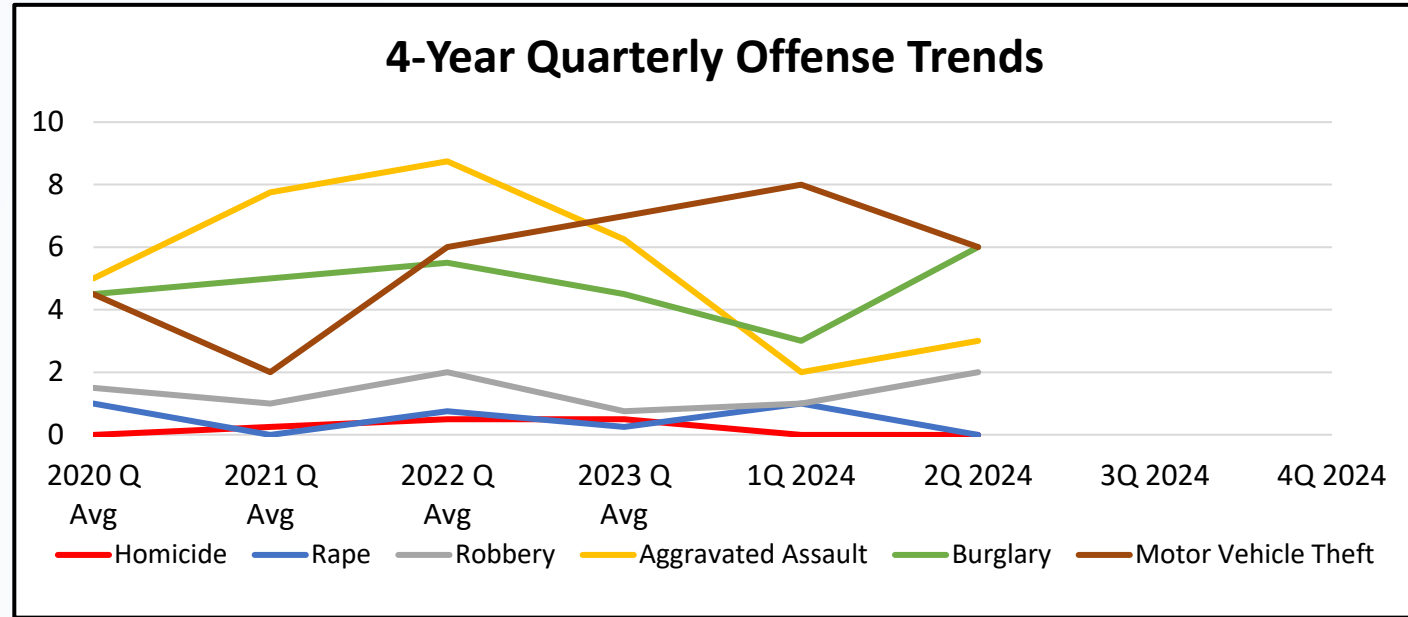
This report summarizes quarterly activity and data in the following areas:

- Reported Incidents and Crimes
- Arrest Data
- Internal Accountability
- Use of Force
- Mental Health Response
- Marijuana and Paraphernalia Enforcement
- Traffic Enforcement Focuses
- Traffic Stop Data
- Search Data
- Department Training
- Community Engagement
- Employee Accomplishments and Recognitions

NOTE: We experienced computer issues at the end of the quarter that may have resulted in some reports not having been entered at the time the data for this report was pulled. As a result, some data may be missing, but we do not believe it is a significant amount nor would it have a significant impact.

Reported Incidents

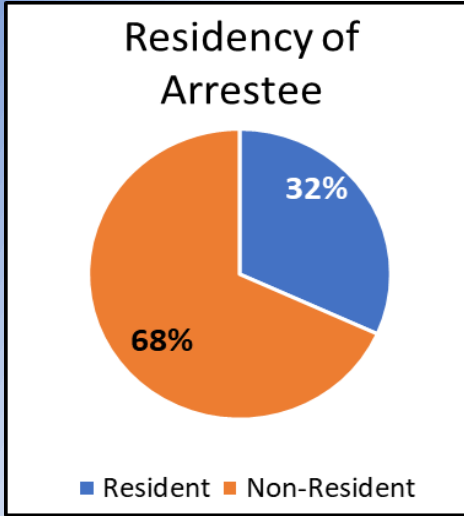
UCR Part 1 Reported Crimes	Jan-Mar	Apr-Jun	Jul-Sep	Oct-Dec	YTD
Homicide	0	0			0
Rape	1	0			1
Robbery	1	2			3
Aggravated Assault	2	3			5
Part 1 Violent Crimes Total	4	5			9
Burglary	3	6			9
Larceny/Theft	132	102			234
Motor Vehicle Theft	8	6			14
Part 1 Property Crimes Total	143	114			257
Other Offenses Reported	Jan-Mar	Apr-Jun	Jul-Sep	Oct-Dec	YTD
Drug Offenses	25	15			40
Simple Assault	33	39			72
Forgery/Counterfeit	2	0			2
Fraud	17	14			31
Embezzlement	1	2			3
Stolen Property	1	3			4
Vandalism	12	14			26
Prostitution	0	0			0
Other Sex Offenses	1	0			1
Gambling	0	0			0
Offense against family/child	0	3			3
DWI	3	6			9
Alcohol Violations	1	0			1
Disorderly Conduct	0	1			1



Note: Data is based on current reports in HPD system. Prior quarter's numbers may adjust as delayed reports are made.

Arrest Summary

HPD Officers made a total of 85 Criminal Arrests of individuals during this quarter totaling 116 charges.



	B	H	W	TOTAL
Custodial Arrest	8	1	11	20
Citation/Summons	21	1	9	31
Warrant Service	19	2	13	34
Total Arrests	48	4	33	85
Resident	11	2	14	27
Non-Resident	37	2	19	58

OCPAD	
Orange County Pre-Arrest Diversions	1
1 Larceny Incident	

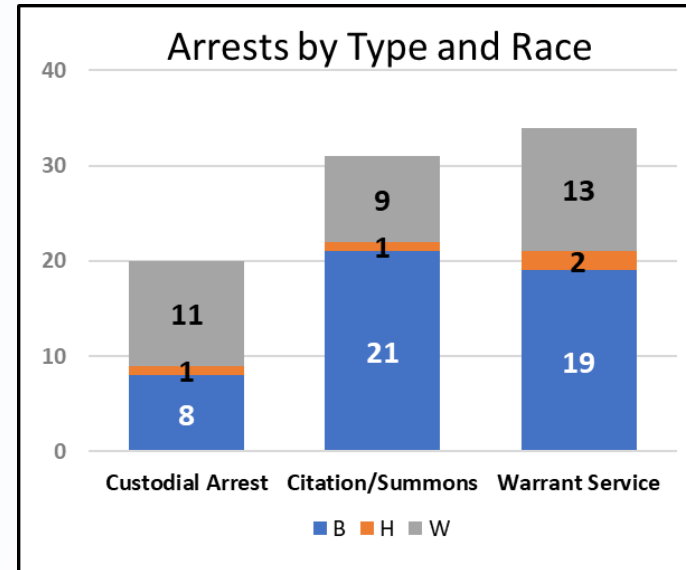
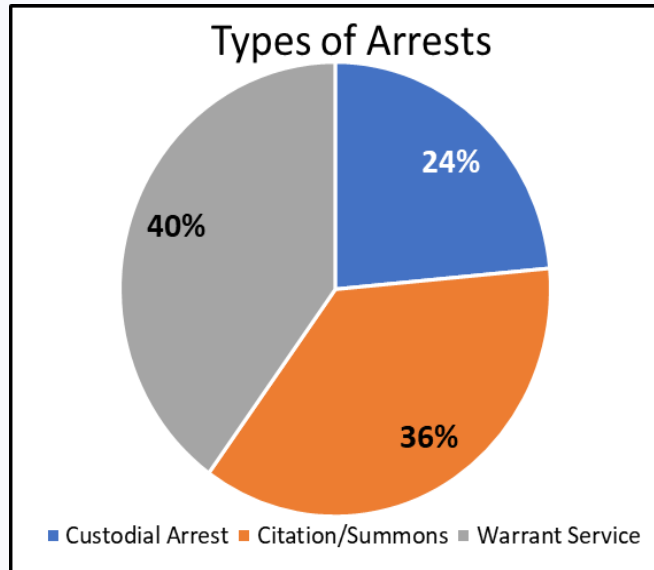
TOTAL OF ALL CHARGES	85
WARRANT SERVICE	29
LARCENY-SHOPLIFTING/CONCEAL	8
ALL OTHER OFFENCES	4
DRIVING WHILE IMPAIRED	4
ASSAULT ON A FEMALE	3
B&E FELONY	3
LARCENY-MISDEMEANOR	3
ASSAULT-SIMPLE	2
B&E TO A VEHICLE	2
CHILD ABUSE/NEGLECT-NON VIOLENT	2
INJURY TO PERSONAL PROPERTY	2
POSSESSION OF COCAINE	2
POSSESSION OF STOLEN VEHICLE	2
AFFRAY/FIGHTING	1
AGGRAVATED ASSAULT-ALL OTHER, F	1
BURGLARY	1
CARRYING A CONCEALED WEAPON	1
CHILD ABUSE-SIMPLE ASSAULT	1
COMMUNICATING THREAT	1
DISCHARGE OF WEAPONS	1
DRUG VIOLATION	1
DRUNK AND DISRUPTIVE	1
INDECENT EXPOSURE	1
LARCENY BY EMPLOYEE	1
LARCENY FROM PERSON	1
MURDER/NON-NEGL MANSLAUGHTER	1
OBTAIN PROPERTY FALSE PRETENSE	1
OPEN BURNING	1
POSSESSION OF FIREARM BY FELON	1
POSSESSION OF MARIJUANA	1
RESIST DELAY OBSTRUCT	1
TRESPASSING-2ND DEGREE	1

Definitions:

Custodial Arrests are typically on-view crimes for which an officer makes a physical arrest and takes the subject before a magistrate.

Warrant Service means an officer made a physical arrest for a previously existing warrant or order for arrest.

Citation/Summons means the offender was issued a citation or served a summons and was not physically taken into custody.



Internal Accountability

Internal Accountability Reviews

Use of Force Reviews	10
Complaints	2
Pursuit/Refuse to Stop	1
Internal/Admin	2
PEWS	7
Safety/Accident	1
TOTAL IA REVIEWS	23

10 Use of Force Reviews

6 Uses of Force

- 1 Physical (minor)
- 5 Physical (moderate)

4 Displays of Force

- 4 Firearm Displays

% of Arrests w/ Use of Force

	2Q	%
Total Arrests	85	4%
Arrests w/ UoF	3	
	YTD	%
Total Arrests	184	3%
Arrests w/ UoF	5	

Details on Displays of Force

An officer approached a traffic stop with their duty weapon drawn and the driver and passenger were reaching around in the vehicle. The passenger pulled out an Ar-15 style pistol and the officer ordered them to drop it. The suspects were detained without incident.

Officers responded to a downtown residence after reports of shots fired. Upon arrival, the officers approached the residence with their weapons drawn until the scene was deemed safe and secure.

A suspect who had shot a female in the chest was pulled over on a traffic stop. Officers approached the vehicle with their duty weapons drawn until the suspect was placed in handcuffs.

While investigating a report of an assault involving a gun, officers stopped a vehicle that matched the suspect description. Officers approached the vehicle with their duty weapons drawn until the scene was found secure.

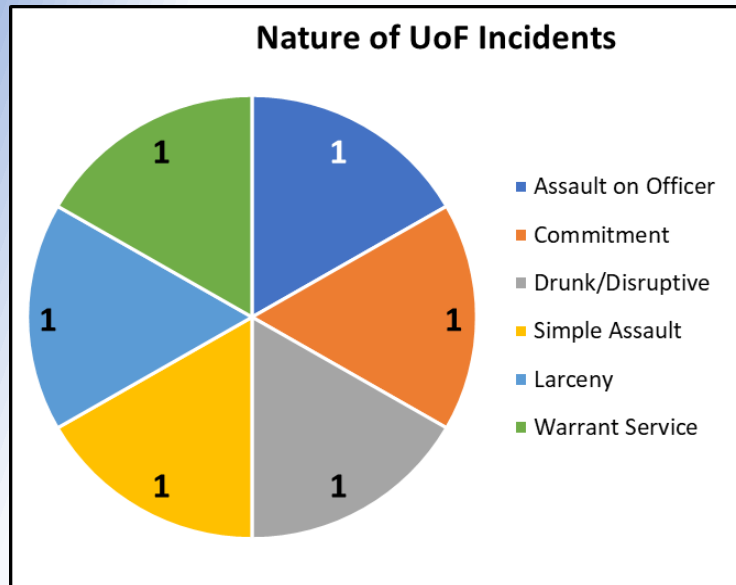
Summary of Complaints

A subject complained about officer tactics while they were conducting an investigation into stolen property. (Exonerated)

A subject complained about an officer's attitude and behavior when they were explaining their issue to them. (Exonerated)

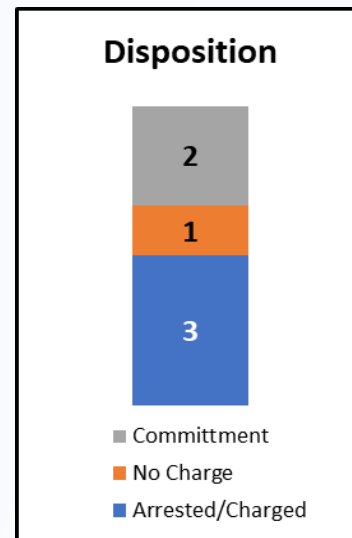
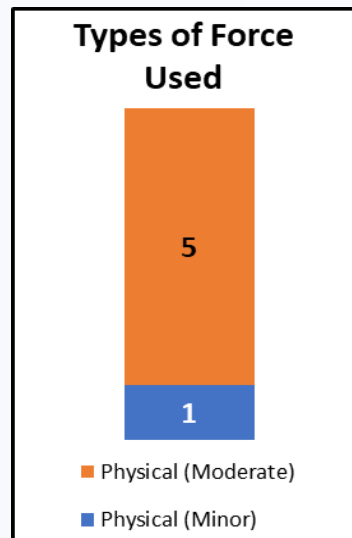
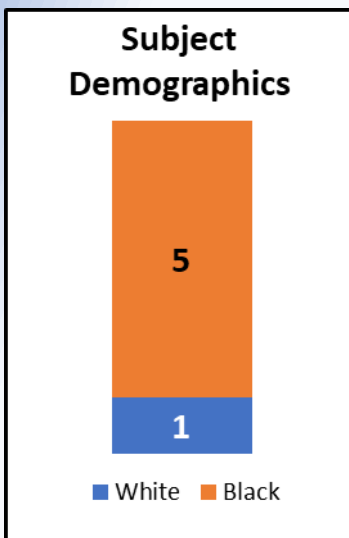
Use of Force

HPD's review of 10 force-related incidents this quarter found that force of some type was used in 6 of the incidents and involved 6 subjects and 17 officers.



Summary of Use of Force Incidents

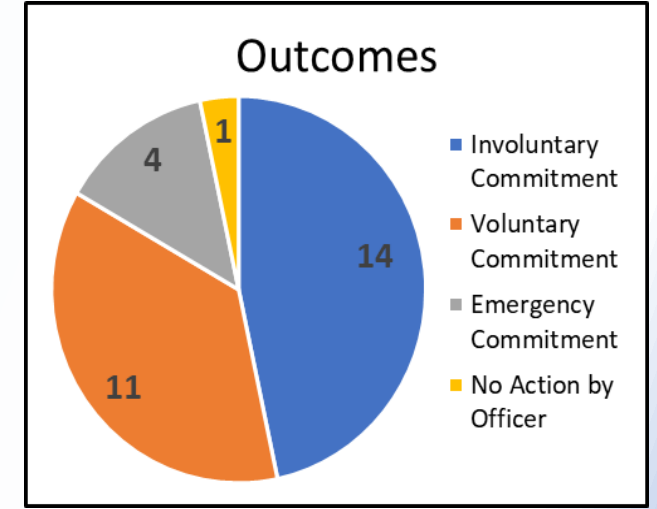
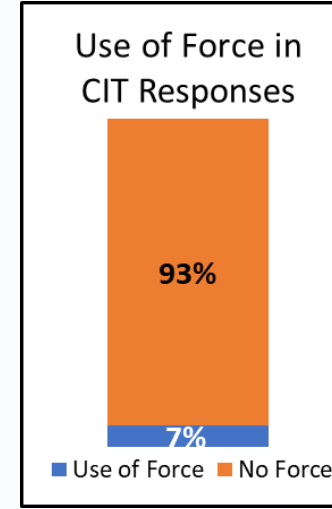
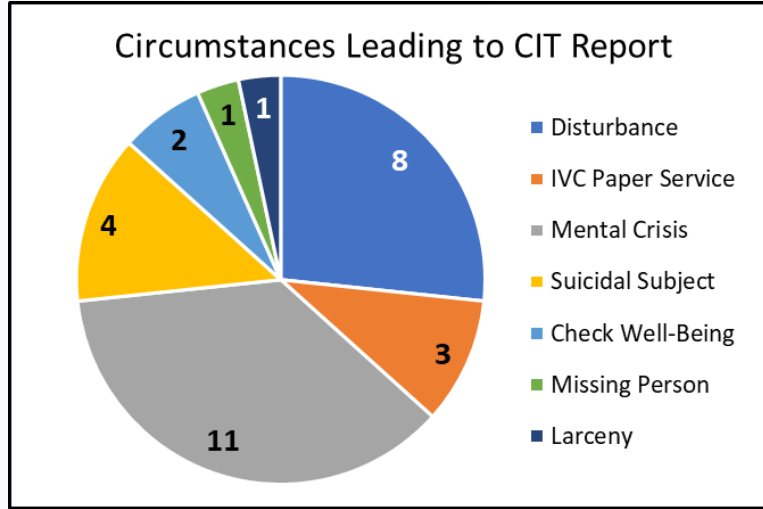
- An intoxicated subject pulled away from officers after being told he was under arrest. He was taken to the ground, held in place, and handcuffed by officers. *(Physical – moderate)*
- Officers had to grab an intoxicated subject's arms and place them behind their back to apply handcuffs. They also had to physically lift the subject's legs inside of the patrol vehicle when they refused to move. *(Physical – moderate)*
- A juvenile had to be held in place after throwing items and kicking an officer. *(Physical – moderate)*
- Officers lifted a subject out of their patrol vehicle when the suspect refused to exit the vehicle. They then had to carry the subject into the jail. *(Physical – moderate)*
- 2 uses of force involved persons having mental crisis and are detailed in the Mental Health/CIT Response Calls section on the next page.



Mental Health/Crisis Response Calls

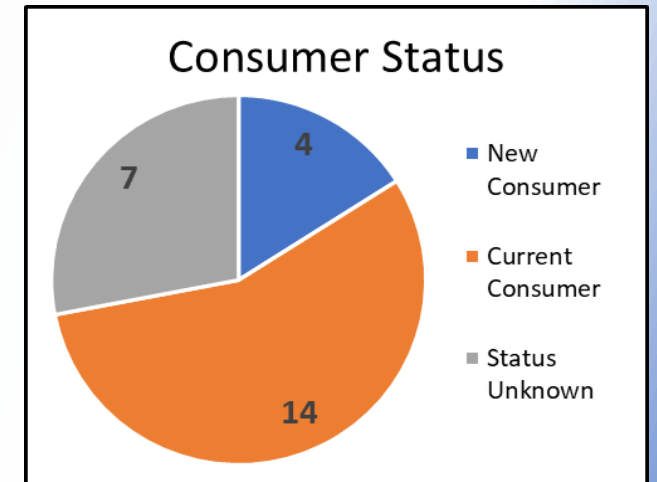
This section presents information on HPD responses to subjects having mental health issues or in crisis. The term “consumers” is used to describe these individuals. Data presented is based on reports in HPD’s records system.

Current Quarter	
<u>CIT Reports</u>	30
<u>Responses with Use of Force</u>	2
<u>Responses with Juvenile Consumer</u>	9



Details of Use of Force Situations:

- Officers had to physically grab and hold a juvenile consumer to prevent them from assaulting others and causing self-harm (Physical-minor).
- Officers has to physically grab and hold a juvenile consumer to prevent them from assaulting others (Physical-minor).



Traffic Enforcement Efforts

The Hillsborough Police Department spends time focusing on traffic issues that are received directly from our citizens and as part of the statewide Governor’s Highway Safety Program. HPD also incorporates locations where there have been accident trends as focus areas for enforcement efforts.

Local Complaints and Focus Areas			
	Complaint	Time Spent	Actions
Beckett’s Ridge	Speeding/Stop Signs	48 hrs, 36 min	42 Stops, 4 Cit, 12 VW, 26 WW
Cornwallis Hills Community	Stop Signs	20 hrs, 54 min	5 Stops, 2 Cit, 1 VW, 2 WW
Fairview Community	Speeding/Stop Signs	38 hrs, 1 min	19 Stops, 7 Cit, 4 VW, 8 WW
Nash & Eno	Stops Signs	71 hrs, 6 min	38 Stops, 24 VW, 14 WW
Lakeshore Dr.	Speeding	29 hrs, 12 min	46 Stops, 14 Cit, 17 VW, 15 WW
West Hill Ave.	Speeding	25 hrs, 51 min	3 Stops, 1 Cit, 1 VW, 1 WW
Hwy 70/86 N	Safe Movement	45 hrs, 18 min	17 Stops, 5 Cit, 7 VW, 5 WW
Hampton Pointe Blvd/NC 86	Safe movement	29 hrs, 15 min	1 Stop, 1 VW
Waterstone Dr./College Park Dr.	Speeding	5 hrs, 52 min	12 Stops, 4 Cit, 3 VW, 5 WW
Beckett’s Ridge/Cates Creek Parkway	Stop Signs	13 hrs, 59 min	7 Stops, 6 VW, 1 WW
Totals		247 hrs, 39 min	190 Stops, 37 Cit, 76 VW, 77 WW

Cit=Citation
 WW=Written Warning
 VW=Verbal warning



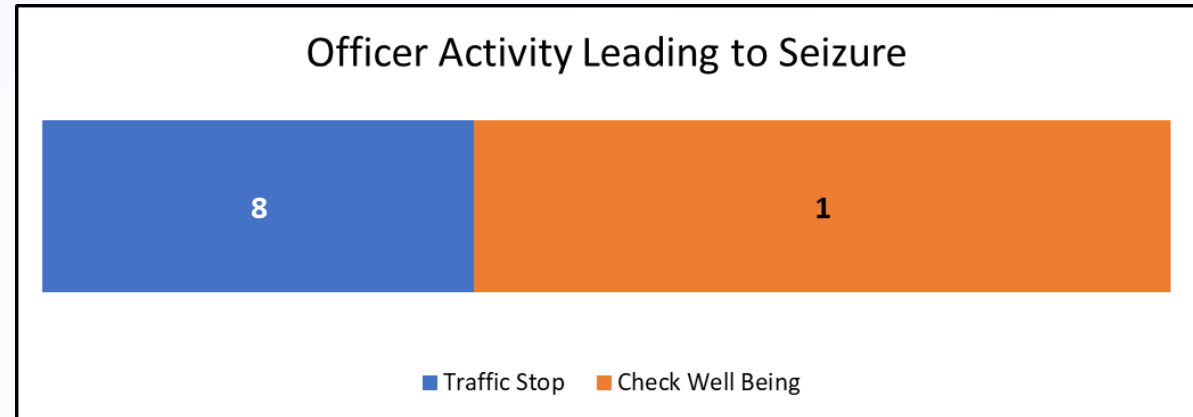
Governor’s Highway Safety Program Participation (1550 points)	
Campaigns	
2024 Click it or Ticket	3 Citations Issued
2024 Operation Firecracker	1 Citation Issued
Day Time Speed Enforcement (11 Operations)	14 Citations Issued
Nighttime Speed Enforcement (5 operations)	6 Citations Issued
Checking Station (1 Operation)	1 Citation Issued
Saturation Enforcement (7 Operations)	16 Citations Issued

Marijuana (Schedule VI) Seizures

This section presents information on seizures of marijuana (MJ) and marijuana-related paraphernalia (P).
Drugs and paraphernalia not related to marijuana are not included.

Current Quarter	
Individuals with MJ/P Seized	9
Disposition	
No Resulting MJ/P Charge	7
Referred to OCPAD	0
Charged with MJ/P Only	0
Charged MJ/P w/ other criminal charges	2

Demographics			
B	W	H	O
6	3	0	0
Disposition			
4	3	0	0
0	0	0	0
0	0	0	0
2	0	0	0

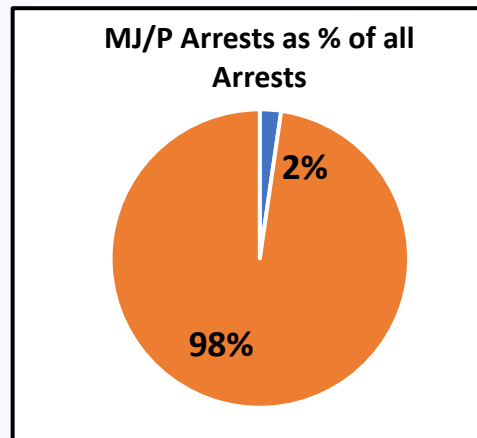
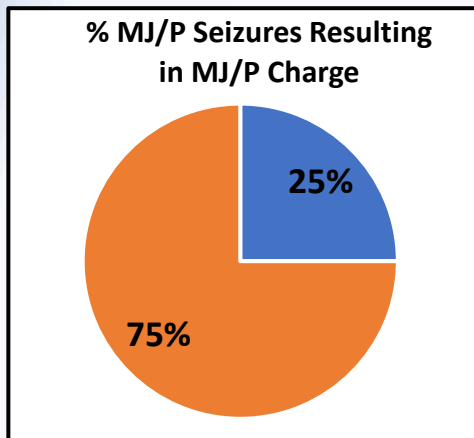


MJ/P Arrests as % of total arrests	
MJ/P Seizures	8
Arrests with MJ/P Charges	2
All Other Criminal Arrests	85

% MJ/P Seizure w/ arrest	MJ/P Arrests as % of all Arrests
25%	2%

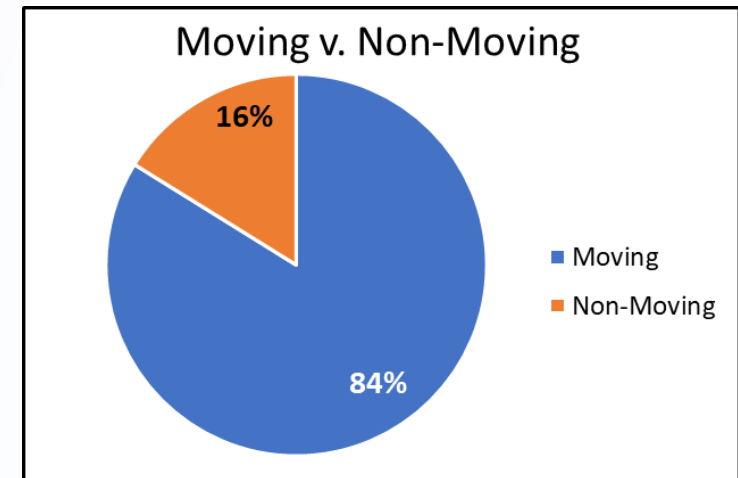
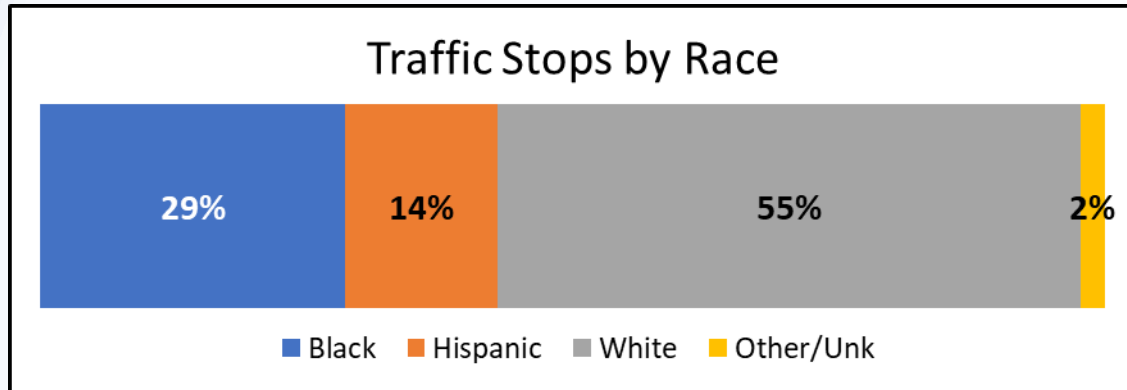
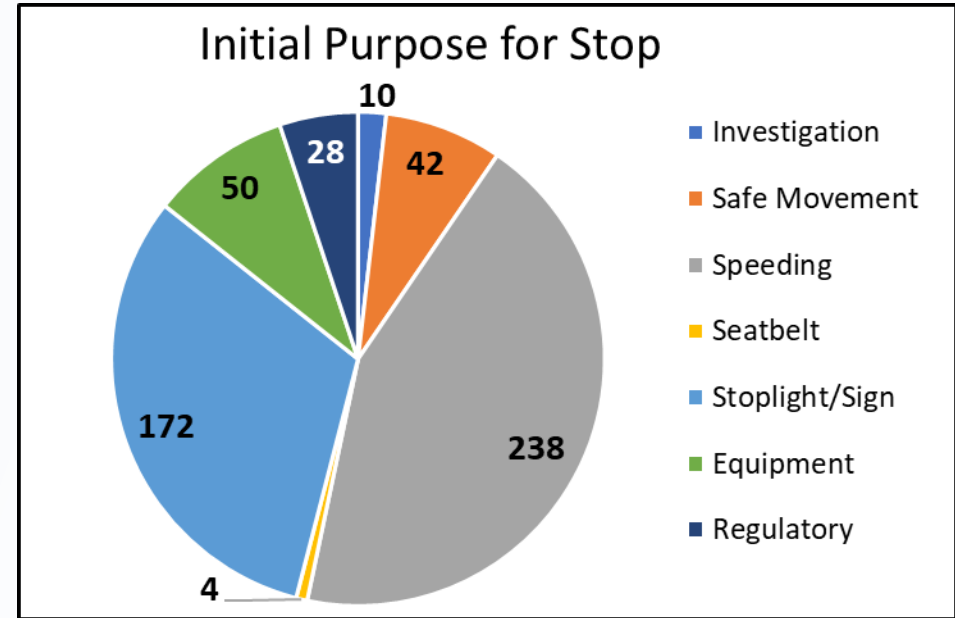
Detail on cases Charged:

- Two adults were charged with Possession with the Intent to sell and deliver Marijuana and possession of a Firearm by a Felon during the same traffic stop.



Traffic Stop Data (General)

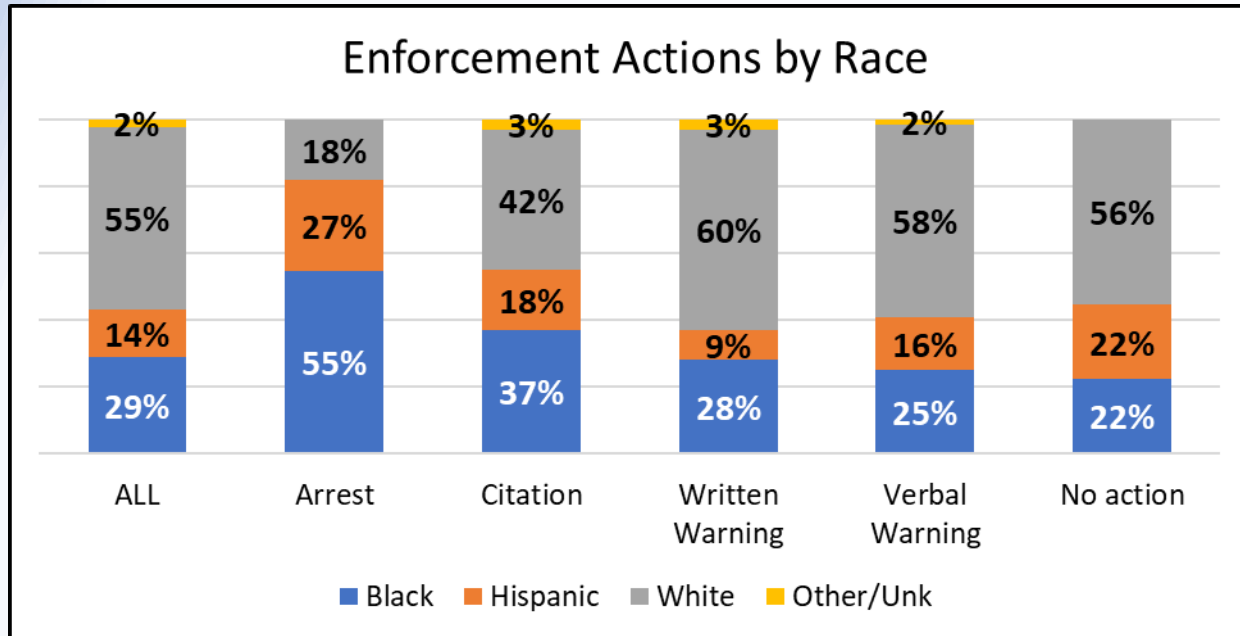
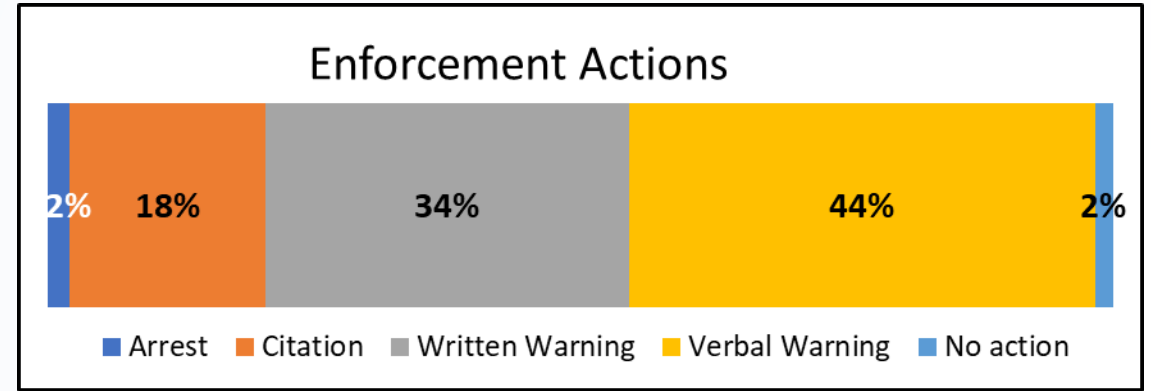
Current Quarter	Traffic Stops and Initial Reason				
	Total	Black	Hispanic	White	Other/Unk
Total Traffic Stops	544	156	78	297	13
DWI	0	0	0	0	0
Investigation	10	6	2	2	0
Safe Movement	42	9	7	25	1
Speeding	238	70	32	130	6
Seatbelt	4	0	1	3	0
Stoplight/Sign	172	42	20	104	6
Equipment	50	18	14	18	0
Regulatory	28	11	2	15	0



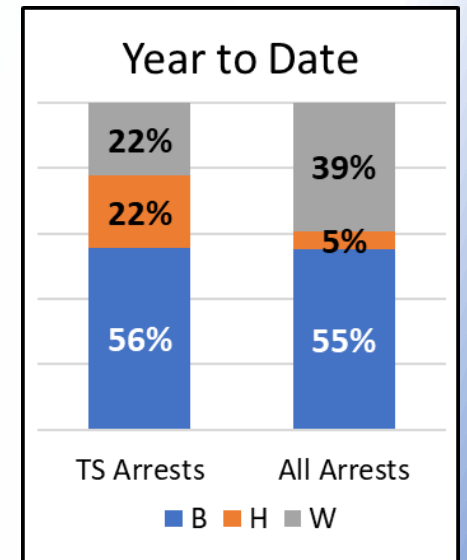
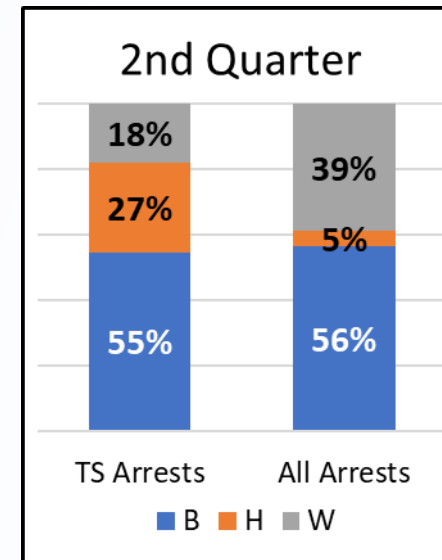
NOTE: We experienced computer issues at the end of the quarter that may have resulted in some reports not having been entered at the time the data for this report was pulled. As a result, some data may be missing, but we do not believe it is a significant number nor would it have a significant impact.

Traffic Stop Data (Enforcement)

Current Quarter	Enforcement				
	Total	Black	Hispanic	White	Other/Unk
All Enforcement	544	156	78	297	13
Arrest	11	6	3	2	0
Citation	100	37	18	42	3
Written Warning	186	52	17	111	6
Verbal Warning	238	59	38	137	4
No action	9	2	2	5	0

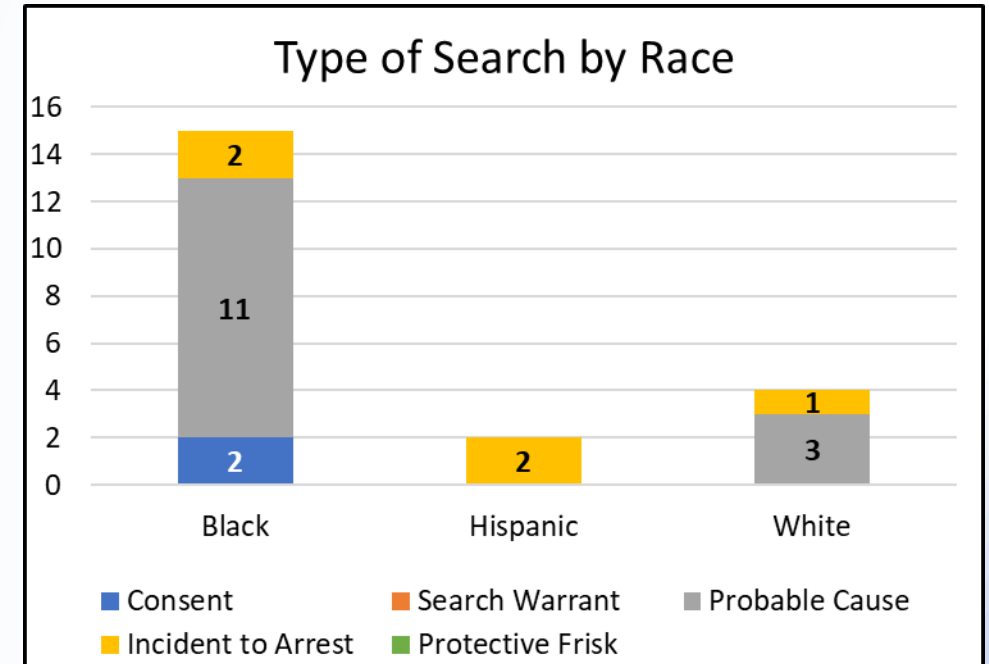


Traffic Stop Arrests Compared to All Arrests

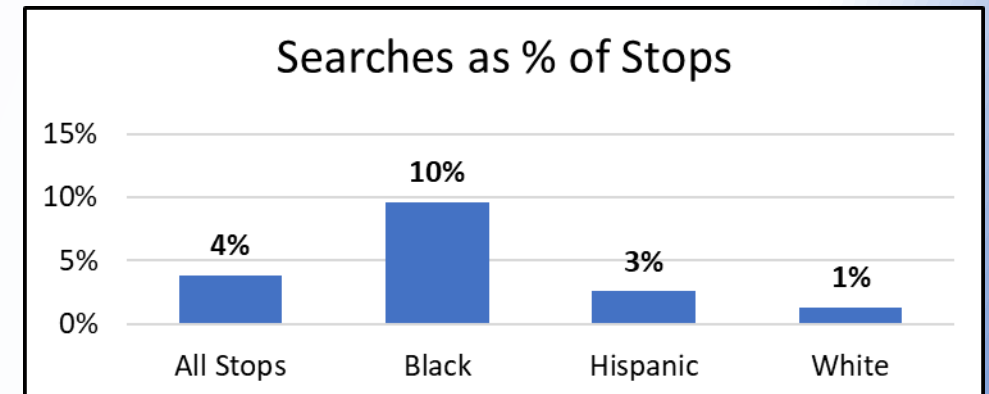


Search Data

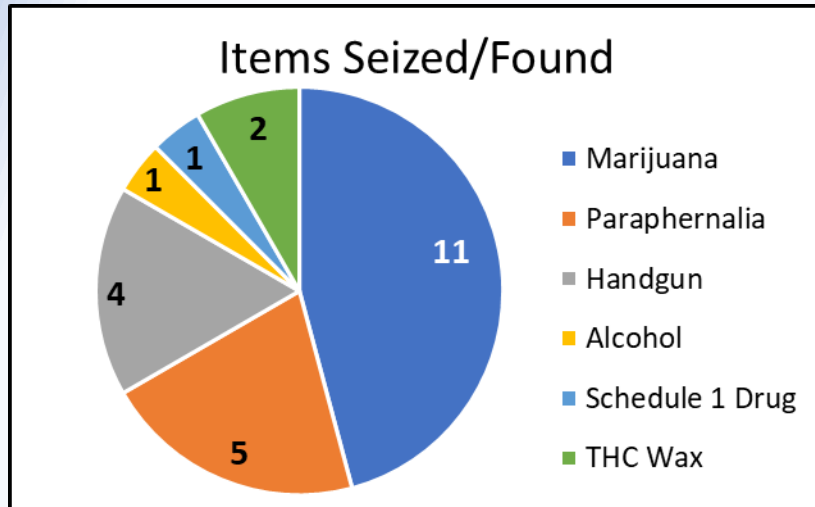
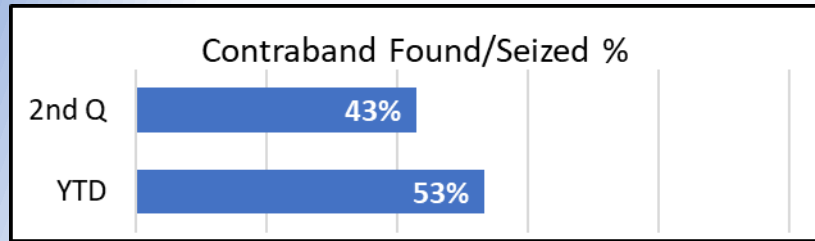
Current Quarter	Search Data – Search Types				
	Total	Black	Hispanic	White	Other/Unk
Total Traffic Stops	544	156	78	297	13
Total Searches	21	15	2	4	0
Consent	2	2	0	0	0
Search Warrant	0	0	0	0	0
Probable Cause	14	11	0	3	0
Incident to Arrest	5	2	2	1	0
Protective Frisk	0	0	0	0	0



Current Quarter	Search Data – Basis/Reason for Search				
	Total	Black	Hispanic	White	Other/Unk
Total Searches	21	15	6	0	0
Erratic/Suspicious Behavior	1	1	0	0	0
Observed suspected Contraband	3	3	0	0	0
Other Official Information	6	4	2	0	0
Suspicious Movements/Actions	0	0	0	0	0
Informant Tip	0	0	0	0	0
Multiple Basis Noted	11	7	4	0	0



Contraband Found?				
		Yes	No	Hit%
Total Searches	21	9	12	43%
Consent	2	1	1	0%
Search Warrant	0	0	0	na
Probable Cause	14	7	7	50%
Incident to Arrest	5	1	4	20%
Protective Frisk	0	0	0	na



Search Data (continued)

Search Details

- 5 searches was done after (incident to) an arrest.
- 2 searches were based on consent:
 - Officer asked for consent after detecting odor of marijuana
 - Officer had past history with subject and knew him to carry guns and drugs.
- 14 searches were based on Probable Cause
 - 8 were due to officer smelling marijuana and occupant admitting to having it or having recently used it in the vehicle.
 - 2 were based on the officer smelling marijuana.
 - 1 was based on a K-9 alert.
 - 1 was due to a vehicle initially refusing to stop and once stopped officer smelled Marijuana and saw weapon in the car.
 - 1 was as part of a felony stop for a violent crime.
 - 1 was the result of a DWI investigation.

Of the 21 incidents with searches, 10 (48%) involved an arrest or criminal charge. Of those 10, only 3 involved charges connected with contraband found during the search. The other 7 arrests/charges were not connected with the search, or the search was done as a result of the arrest.

Department Training

Elective Trainings Completed

- Alvarez – GSW Trauma Care (20 hours)
- Chelenza/Hooks – BLET Firearms Instructor (5 hours)
- Chelenza – Executive Leadership Institute (40 hours)
- Felts/Spragins - Slower is Faster (16 hours)
- Chestnut/Hooks/Morales – INTOX Recert. (7 hours)
- Foster/Duran/Hall/West – Basic Supervisor Liability (24 hours)
- Duran/Gregory/West – 1st Line Supervision (40hours)
- Jones - Crisis Intervention Training (40 hours)
- Mendoza – Robbery Investigation (8 hours)
- Spragins – Stop the Bleed (2 hours)
- Spragins – Background Investigation (16 hours)
- Gilliland – Applied Suicide Intervention Skills Training (16 hours)
- Gilliland – Adult Mental Health First Aid USA Training (8 hours)

Mandatory Training Completed

- MIST – 2024 Legal Update (4 hours, 30 employees)
- MIST - 2024 Legislative Update (4 hours, 30 employees)
- Annual POPAT Testing (1 hour, 30 employees)
- Juvenile Petition Training (1 hour, 21 employees)
- Building Clearing Training (3 hours, 13 employees)

Training Hours	1 st Q	2 nd Q	3 rd Q	4 th Q	YTD
Mandatory	328	369			697
Non-Mandatory	722	429			1151
Goal: >40 hrs/employee of non-mandated training annually					
Avg hrs/employee	24.1	14.3			38.4

Highlights: Training Division

- Lieutenant Chelenza attained the Trilogy Award through FBI-LEEDA.
- All sworn officers completed and passed the annual Police Officers Physical Abilities Test (POPAT).
- The Training Division has created several training opportunities for all personnel to attend. (Included below)

- DCI Module 2 and 3 (2 hours, 1 employee)
- DCI Module 1 Recertification (1 hour, 1 employee)
- NCLM Leadership Training (4 hours, 1 employee)
- Autism Awareness Training (1 hour, 16 employees)
- Teen Court Training (1 hour, 16 employees)

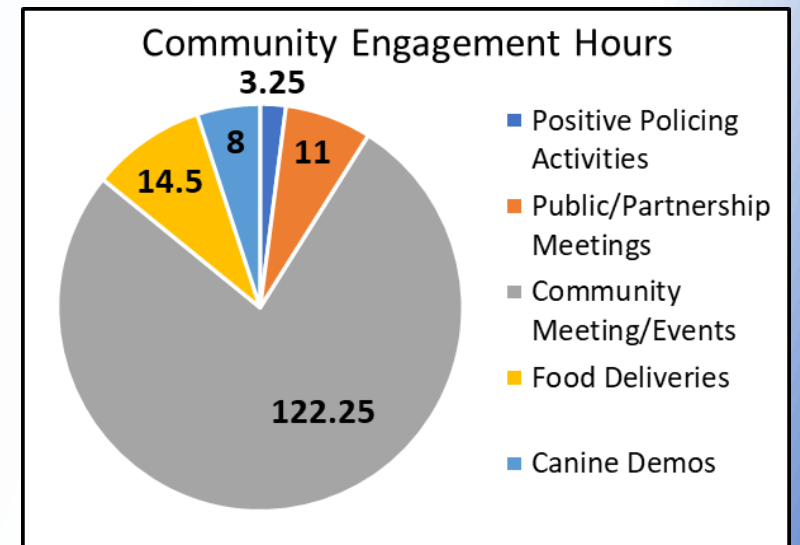
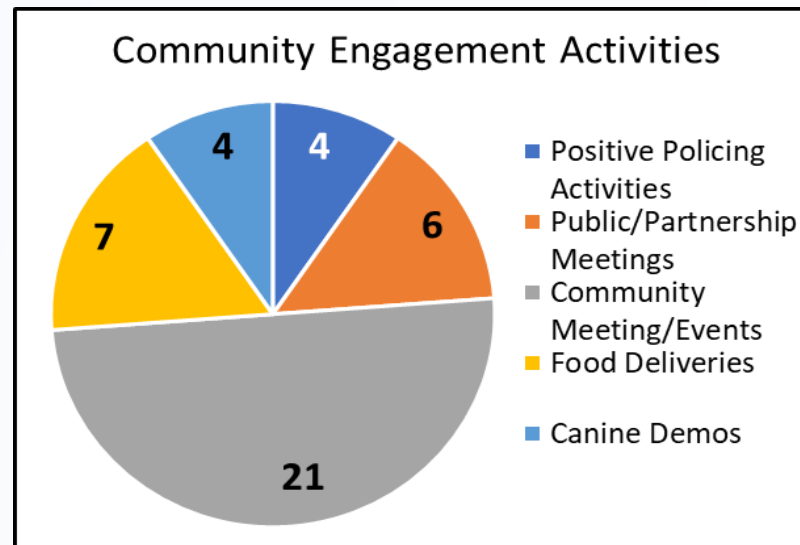
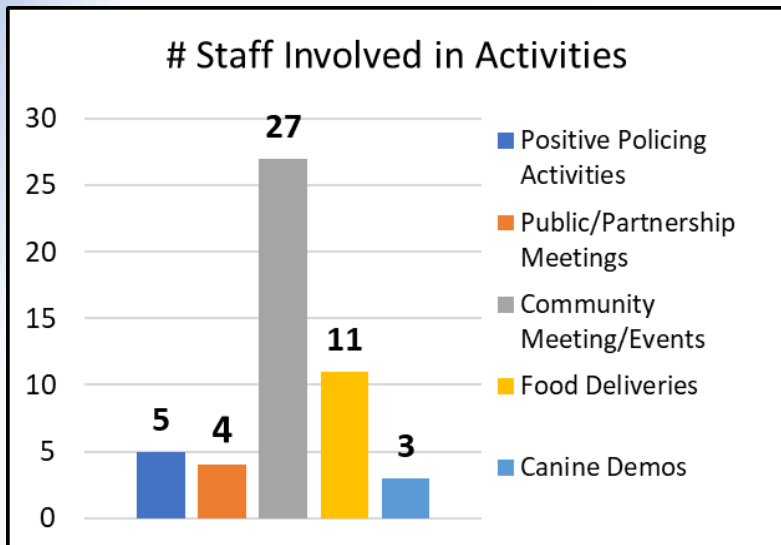
Community Engagement

Definitions

- Positive Policing Activity – Services and actions by officers that go beyond the typical definition of policing. This can include acts of kindness and service, helping with problems, and providing meals or support to community members.
- Public/Partnership Meetings – Meetings with an agenda focused on community issues that intersect with policing such as Board of Commissioners or Project Safe Kids meetings.
- Community Meetings/Events – Community-based activities organized by the department or the community where officers attend, collaborate and/or coordinate, such as community watch meetings or events like Fairview Live.
- Food Deliveries – Assisting with food delivery to Hillsborough residents with mobility challenges such as Meals on Wheels and Passmore Center food box deliveries.
- Canine Demos – Educational demonstrations put on by HPD canine teams.

Community Engagement Activities		
Activity	#	hours
Positive Policing Activities	4	3.25
Public/Partnership Meetings	6	11
Community Meeting/Events	21	122.25
Food Deliveries	7	14.5
Canine Demos	4	18
TOTALS	42	159

Total Staff Participating in Community Engagement Activities this Quarter	Number	% of staff
	29	97%



Community Engagement

Community Events/Activities

- Crafts with a Cop (5/7)
- Meal Deliveries (4/5, 4/18, 5/3, 5/31, 6/7, 6/20)
- First Responders Trust Program (4/24, 5/28, 6/6)
- K9 Demonstrations (4/20, 5/3, 5/9, 5/31)
- Community Watch Meetings (4/1, 6/3)
- Public/Partnership Meetings (4/8, 4/11, 6/4, 6/13)
- Mobile Medication Disposal Drop Offs (4/27, 5/10)
- Community Ice Cream Social (6/23)
- Fraud Prevention Booth (5/29)
- Supply Drive for Infant Care Items (6/7)
- Fan and A/C Collection for Distribution (6/20)
- Law Enforcement Education/Safety Class (5/3)
- Student Awards Presentation at SECU (6/10)



Positive Policing Activities

- On 5/8/24, an officer changed the tire for a female who was broken down on S. Nash St. It was a very hot day, and she didn't have the needed tools to change the tire. The officer didn't complain or hesitate to assist this citizen. The officer gets great joy out of being able to assist the citizens in Hillsborough. He keeps his own tools in his patrol car so he can assist people in ways that not all officers can. He has a unique skill set and utilizes his own tools to provide the citizens with a higher level of service than is required of HPD officers.
- On 5/7/2024, a window to a local business was found vandalized during the overnight hours. The business owner was unable to be contact to make them aware that a window had been broken out. Rather than leaving the window unsecure, officers working salvaged materials to temporarily repair the window.

Employee Accomplishments/Awards

Officer of the Quarter



Officer George Phuong

Officer Phuong has been an asset to the Hillsborough community. He is always thorough in his work and is a great team player. His coworkers can always count on him to help them out and he has a positive attitude which keeps morale up across the department.

Quarterly Community Engagement Award



Investigator Nevin Darden

Investigator Darden actively pursued community engagement opportunities this past quarter. He is always present and willing to lend a helping hand. He also helped develop Cedar Ridge's Criminal Justice program develop scenarios for their students.

Other Accomplishments/Awards:

- Major Winn completed the Southern Police Institute's Administrative Officers Course at the University of Louisville.
- Sergeant Felts completed the West Point Leadership program through Methodist University
- Lieutenant Chelenza attained the Trilogy Award through FBI-LEEDA.
- Officer Duran advanced to Police Corporal
- Officer Mendoza advanced to Officer 1st Class.
- Officers Burnette and Phuong were awarded their Intermediate Law Enforcement Certificates from NC Training and Standards

